

NEWLINE LO SURFACE

E15G0026

base number _____ Color _____
 Temperature _____

PROJECT	_____
TYPE	_____
SPECIFIER	_____
QUANTITY	_____
DATE	_____

- To build a product code in our configurator select the specify button on the base model # product page
- To build a manual product code on this datasheet choose from the options listed below in blue font and add the suffix to the base model #

GENERAL

Series: Newline LO _____
 Partner: Diamante _____
 Division: Exterior _____
 Installation: Surface _____
 Product Type: Uplight _____
 Mounting Location: Above Ground _____
 Light Distribution: Uplight _____

PHYSICAL

Shape: Cylinder _____
 Length (mm): 512 _____
 Length (in): 20 ³/₁₆ _____
 Width (mm): 40 _____
 Width (in): 1 ⁹/₁₆ _____
 Height (mm): 22 _____
 Height (in): 7/8 _____
 Weight (kg): 0.2 _____
 Diffuser: PMMA - Opal _____
 Fixture Finish: ANS _____
 Fixture Material: Aluminum / Polycarbonate _____

ELECTRICAL

Lamp Type: LED _____
 Input Wattage (W): 4 _____
 Dimming: Non-Dimmable _____
 Driver Included: No _____
 Driver Location: Remote _____
 Driver Type: Constant Voltage - Universal _____
 Driver Class: Class 2 _____
 Input Voltage (V): 120 - 277 _____
 Output Voltage (V): 24 _____
 Upon Request: 0-10V Dimming, Phase Dimming, DALI Dimming (Contact Zaneen for driver details) _____

LED

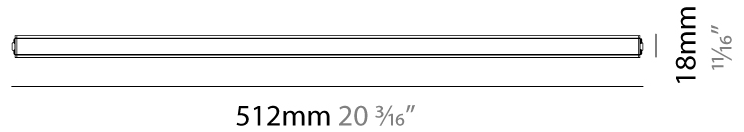
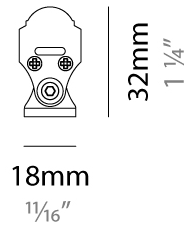
Number of LEDs: 64 _____
 Color Temperature (°K): 3000 / 4000 _____
 Max. Delivered Lumen (lm): 375 / 410 _____
 Nominal Lumen (lm): 660 / 720 _____
 CRI: >80 CRI _____
 Lamp Life (hrs): 50000 _____

OPTICAL

Beam Angle: 120 _____
 Adjustability: Tilting _____

RATINGS AND CERTIFICATIONS

Certified By: Certified for North American Standards _____
 IP rating: IP66 _____
 IK Rating: IK08 _____



NEWLINE LO SURFACE

E15G0028

base number Color
Temperature

- To build a product code in our configurator select the specify button on the base model # product page
- To build a manual product code on this datasheet choose from the options listed below in blue font and add the suffix to the base model #

GENERAL

Series: Newline LO
 Partner: Diamante
 Division: Exterior
 Installation: Surface
 Product Type: Uplight
 Mounting Location: Above Ground
 Light Distribution: Uplight

PHYSICAL

Shape: Cylinder
 Length (mm): 1012
 Length (in): 39 ¹³/₁₆"
 Width (mm): 40
 Width (in): 1 ⁹/₁₆"
 Height (mm): 22
 Height (in): 7/8
 Weight (kg): 0.4
 Diffuser: PMMA - Opal
 Fixture Finish: ANS
 Fixture Material: Aluminum / Polycarbonate

ELECTRICAL

Lamp Type: LED
 Input Wattage (W): 8.5
 Dimming: Non-Dimmable
 Driver Included: No
 Driver Location: Remote
 Driver Type: Constant Voltage - Universal
 Driver Class: Class 2
 Input Voltage (V): 120 - 277
 Output Voltage (V): 24
 Upon Request: 0-10V Dimming, Phase Dimming, DALI Dimming (Contact Zaneen for driver details)

LED

Number of LEDs: 128
Color Temperature (°K): 3000 / 4000
 Max. Delivered Lumen (lm): 750 / 820
 Nominal Lumen (lm): 1315 / 1440
 CRI: >80 CRI
 Lamp Life (hrs): 50000

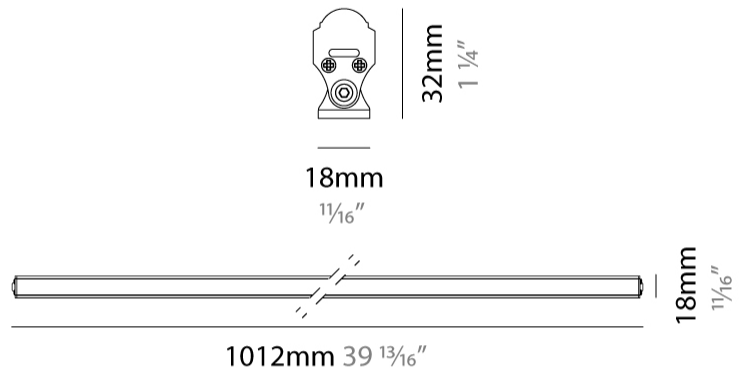
OPTICAL

Beam Angle: 120
 Adjustability: Tilting

RATINGS AND CERTIFICATIONS

Certified By: Certified for North American Standards
 IP rating: IP66
 IK Rating: IK08

PROJECT
TYPE
SPECIFIER
QUANTITY
DATE



NEWLINE LO SURFACE

E15G0030

base number Color
Temperature

- To build a product code in our configurator select the specify button on the base model # product page
- To build a manual product code on this datasheet choose from the options listed below in blue font and add the suffix to the base model #

GENERAL

Series: Newline LO
 Partner: Diamante
 Division: Exterior
 Installation: Surface
 Product Type: Uplight
 Mounting Location: Above Ground
 Light Distribution: Uplight

PHYSICAL

Shape: Cylinder
 Length (mm): 1512
 Length (in): 59 1/2
 Width (mm): 40
 Width (in): 1 9/16
 Height (mm): 22
 Height (in): 7/8
 Weight (kg): 0.4
 Diffuser: PMMA - Opal
 Fixture Finish: ANS
 Fixture Material: Aluminum / Polycarbonate

ELECTRICAL

Lamp Type: LED
 Input Wattage (W): 12.5
 Dimming: Non-Dimmable
 Driver Included: No
 Driver Location: Remote
 Driver Type: Constant Voltage - Universal
 Driver Class: Class 2
 Input Voltage (V): 120 - 277
 Output Voltage (V): 24
 Upon Request: 0-10V Dimming, Phase Dimming, DALI Dimming (Contact Zaneen for driver details)

LED

Number of LEDs: 192
 Color Temperature (°K): 3000 / 4000
 Max. Delivered Lumen (lm): 1125 / 1235
 Nominal Lumen (lm): 1975 / 2160
 CRI: >80 CRI
 Lamp Life (hrs): 50000

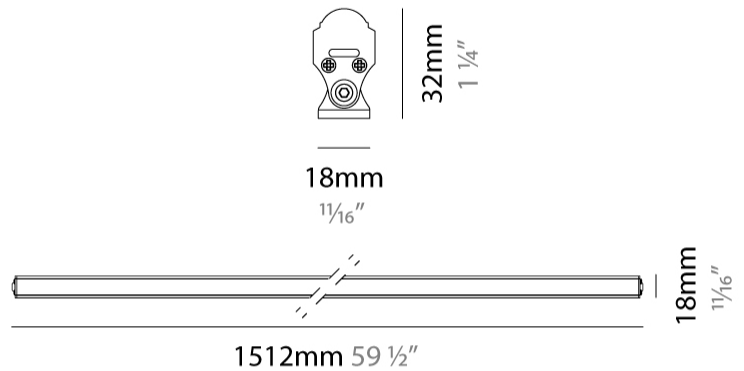
OPTICAL

Beam Angle: 120
 Adjustability: Tilting






































































RATINGS AND CERTIFICATIONS

Certified By: Certified for North American Standards
 IP rating: IP66
 IK Rating: IK08











PROJECT
TYPE
SPECIFIER
QUANTITY
DATE



LEGEND

	floor-mounted		pivotal		special LED (upon request) RGB, RGBW, tunable, gold+, meat+, art+, fashion+
	wall and ceiling: recessed and surface mounted		rotating		warm dim / natural dimming LED
	ceiling-mounted and wall-mounted		illuminate tilted		rechargeable battery powered
	wall-mounted		color of suspension cable		fixture with natural vivid LED (upon request)
	omni-directional light distribution		length of suspension cable		color rendering index
	direct light distribution		reflector degree selection		color temperature
	direct/indirect light distribution		super spot		lumen (luminous flux)
	indirect light distribution		lens		efficacy (lumens per watt)
	asymmetric light distribution		lens pack		Unified Glare Rating (UGR) range from 5-40
	aura light distribution		shine ring		marine grade (AISI 316 stainless steel)
	round wall or ceiling cut-out		integrated shine ring with diffuser		walk on
	square wall or ceiling cut-out		free individual colors 01-29		drive on
	the supplied jig specifies the cutout dimensions		individual colors: 00 (free of charge), 01-25 (extra charge)		Dark Sky Compliance
	minimum distance (meters) lamp - object		luminaire part to be colored (F1)		Americans with Disabilities Act (less than 4" off the wall located between 27"-84" from floor)
	recessed depth		luminaire part to be colored (F2)		lamp protected against explosion
	ceiling thickness in mm		luminaire part to be colored (F3)		blown glass using traditional methods by master glass blower
	ceiling thickness selection		luminaire part to be colored (F4)		acoustic material
	dimmable DP (phase), DV (0-10V), DD (dali), DS (step-dim)		luminaire part to be colored (F5)		protection class I, protection insulation
	included or excluded LED driver/transformer/control gear		color of 3-circuit adaptor		protection class II, protection insulation
	separately switchable		indirect diffuser		ETL Certified to UL and CSA Standards
	sensor		direct diffuser		UL Certified to UL and CSA Standards
	remote control		ball-proof (upon request)		CSA Certified to UL and CSA Standards
	available upon request		accessory		Certified for North American Standards

IP RATING

	protected against ingress of solid bodies greater than 12.5mm (finger)
	protected against ingress of solid bodies greater than 2.5mm protected against sprays of water up to 60 degrees from the vertical (rain)
	protected against ingress of solid bodies greater than 1mm (wire) no protection against the ingress of moisture
	protected against ingress of solid bodies greater than 1mm (wire) protected against sprays of water up to 60 degrees from the vertical (rain)
	protected against ingress of solid bodies greater than 1mm (wire) protected against water splashed from all directions
	protected against limited ingress of dust (wet rooms/covered outdoor areas) protected against water splashed from all directions
	protected against ingress of dust protected against jets of water
	protected against ingress of dust protected against powerful jets of water or heavy seas
	protected against ingress of dust protected against immersion of water between 15cm - 1m for 30 minutes
	protected against ingress of dust protected against immersion of water under pressure for long periods

IK RATING

	protected against 0.14 joules impact (equivalent to 0.25kg mass dropped from 56mm above the surface)
	protected against 0.2 joules impact (equivalent to 0.25kg mass dropped from 80mm above the surface)
	protected against 0.35 joules impact (equivalent to 0.25kg mass dropped from 140mm above the surface)
	protected against 0.5 joules impact (equivalent to 0.25kg mass dropped from 200mm above the surface)
	protected against 0.7 joules impact (equivalent to 0.25kg mass dropped from 280mm above the surface)
	protected against 1 joules impact (equivalent to 0.25kg mass dropped from 400mm above the surface)
	protected against 2 joules impact (equivalent to 0.5kg mass dropped from 400mm above the surface)
	protected against 5 joules impact (equivalent to 1.7kg mass dropped from 300mm above the surface)
	protected against 10 joules impact (equivalent to 5.0kg mass dropped from 200mm above the surface)
	protected against 20 joules impact (equivalent to 5.0kg mass dropped from 400mm above the surface)